



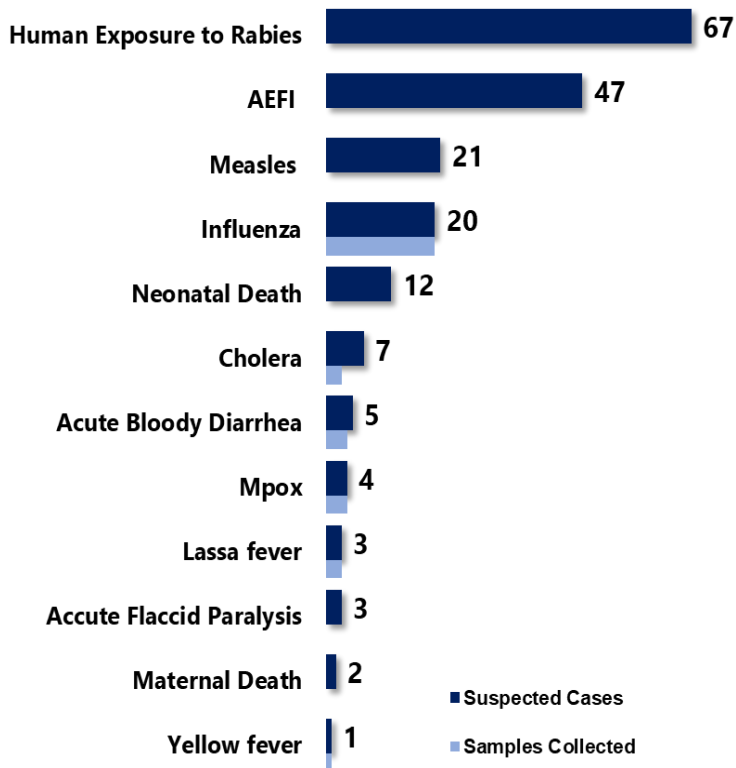
Liberia IDSR Epidemiology Bulletin

Epi-week 45 (Nov 6-12, 2023)

Country Population: 5,104,413 | Volume 19 Issue 45 | Nov 6-12, 2023 | Data Source: CSOs from 15 Counties and Laboratory

Highlights

Figure 1: Public Health Events Reported



Keynotes and Events of Public Health Significance

- ◆ A total of **192 events** of public health importance including **18 deaths** reported
- ◆ **Completeness and timeliness** of health facility reports were both **96%**
- ◆ **Ongoing Lassa fever outbreak** in 3 Counties
- ◆ **Ongoing Measles outbreak** in 5 Counties

Adverse Events Following Immunization/Adverse Drug Reaction (AEFI)

Reporting Coverage

Table 1: Health Facility Weekly IDSR Reporting Coverage, Liberia, Epi-week 45, 2023

County	Expected Reports From HF*	Reports Received	Received on Time	Completeness (%)	Timeliness (%)
Bomi	28	28	28	100	100
Bong	67	62	62	93	93
Gbarpolu	18	18	18	100	100
Grand Bassa	37	37	37	100	100
Grand Cape Mount	34	34	34	100	100
Grand Gedeh	24	24	24	100	100
Grand Kru	24	24	24	100	100
Lofa	60	60	60	100	100
Margibi	66	63	63	95	95
Maryland	28	28	28	100	100
Montserrado	418	393	389	94	93
Nimba	92	92	92	100	100
Rivercess	21	21	21	100	100
River Gee	20	20	20	100	100
Sinoe	41	41	41	100	100
Liberia	978	942	938	96	96

942(96%)
Health facilities reported IDSR data

96(98%)
Health districts reported IDSR data

938 (96%)
Health facilities reported timely IDSR data

- ◆ The national target for weekly IDSR reporting is 80%. Health facility timeliness is monitored at the health district level
- ◆ All counties reported on time to the national level

Legend:



Vaccine-Preventable Diseases

Measles

- ☞ Twenty-one (21) suspected cases were reported from 6 Counties (see distribution in Table 2)
- ☞ Five (5) specimens were collected and pending testing
- ☞ Four (4) were vaccinated (see distribution in Table 3)

Table 2: Distribution of Measles cases per county and epi-classification, Liberia, Epi week 45, 2023

COUNTY	CUMULATIVE # SUSPECTED CASES	CUMULATIVE # CONFIRMED CASES	CLASSIFICATION OF CONFIRMED CASES			DEATHS	CFR (%)	# CONFIRMED CASES WEEK 44	# CONFIRMED CASES WEEK 45	% CHANGE
			Lab confirmed	Epi Linked	Clinically Compatible					
Bomi	80	68	2	13	53	0	0.0	0	0	0
Bong	209	209	3	6	200	1	0.5	0	0	0
Gbarpolu	42	41	0	0	41	0	0.0	0	0	0
Grand Bassa	177	174	0	0	174	0	0.0	0	0	0
Grand Cape Mount	77	69	1	2	66	0	0.0	0	1	0
Grand Gedeh	433	389	6	27	356	0	0.0	3	5	150
Grand Kru	741	735	10	72	653	2	0.3	0	2	0
Lofa	139	131	0	0	131	0	0.0	0	0	0
Margibi	201	199	1	8	190	0	0.0	0	0	0
Maryland	754	752	0	0	752	0	0.0	12	5	-58
Montserrado	1103	1095	4	53	1038	2	0.2	5	5	0
Nimba	376	366	2	33	331	3	0.8	4	0	-100
River Gee	145	119	1	0	118	0	0.0	1	0	-100
Rivercess	36	31	1	0	30	0	0.0	1	0	-100
Sinoe	151	131	6	11	114	0	0.0	1	3	200

Table 3: Vaccination Status of Measles Cases, Liberia, Epi-week 45, 2023

County	Vaccinated	Number of Doses Received		
		One Dose	Two Doses	Doses Not Indicated
Bomi	0	0	0	0
Bong	0	0	0	0
Gbarpolu	0	0	0	0
Grand Bassa	0	0	0	0
Grand Cape Mount	0	0	0	0
Grand Gedeh	0	0	0	0
Grand Kru	0	0	0	0
Lofa	0	0	0	0
Margibi	0	0	0	0
Maryland	1	1	0	0
Montserrado	0	0	0	0
Nimba	0	0	0	0
River Gee	0	0	0	0
Rivercess	0	0	0	0
Sinoe	3	3	0	0
National	4	4	0	0

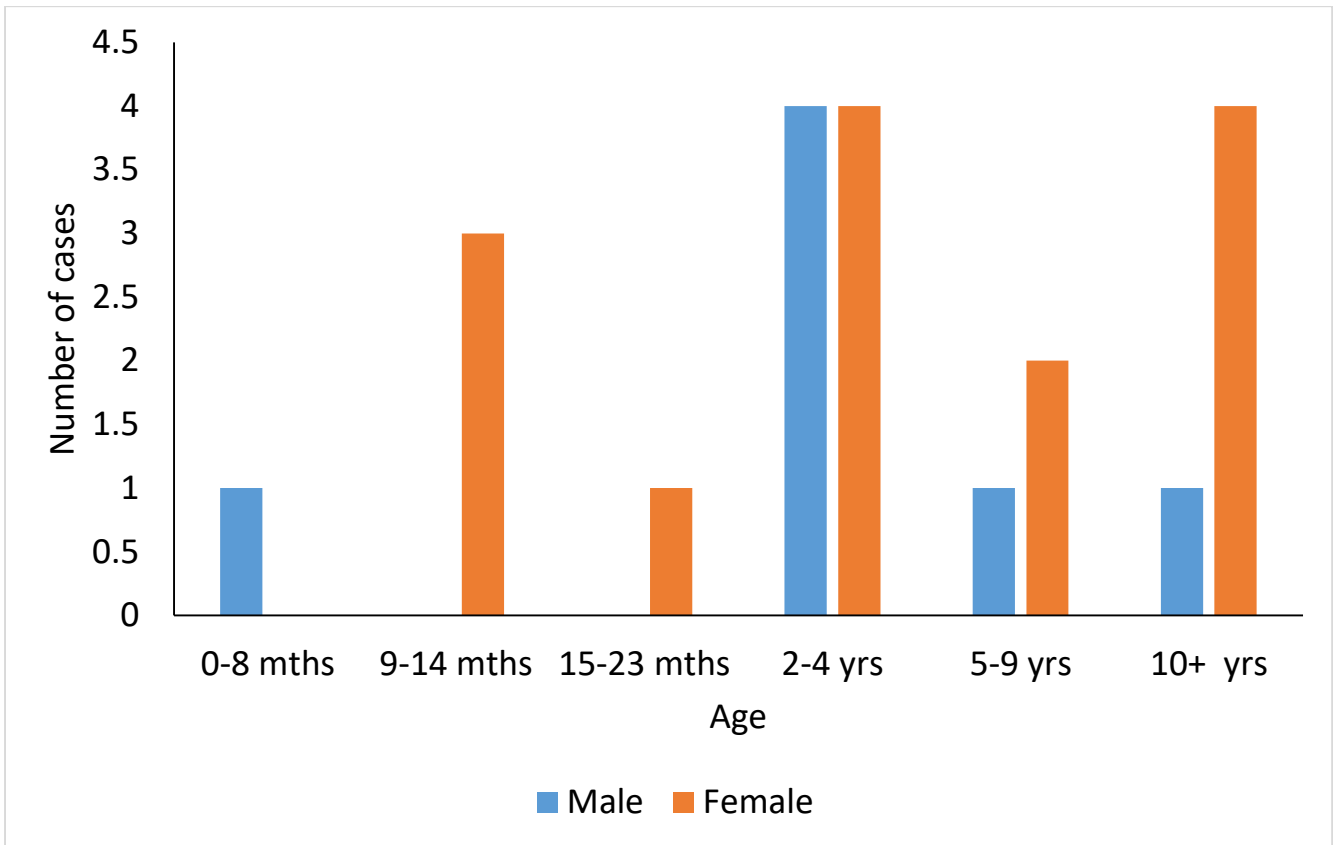


Figure 2: Distribution of Measles Cases by Age Group and Sex, Liberia Epi Week 45, 2023

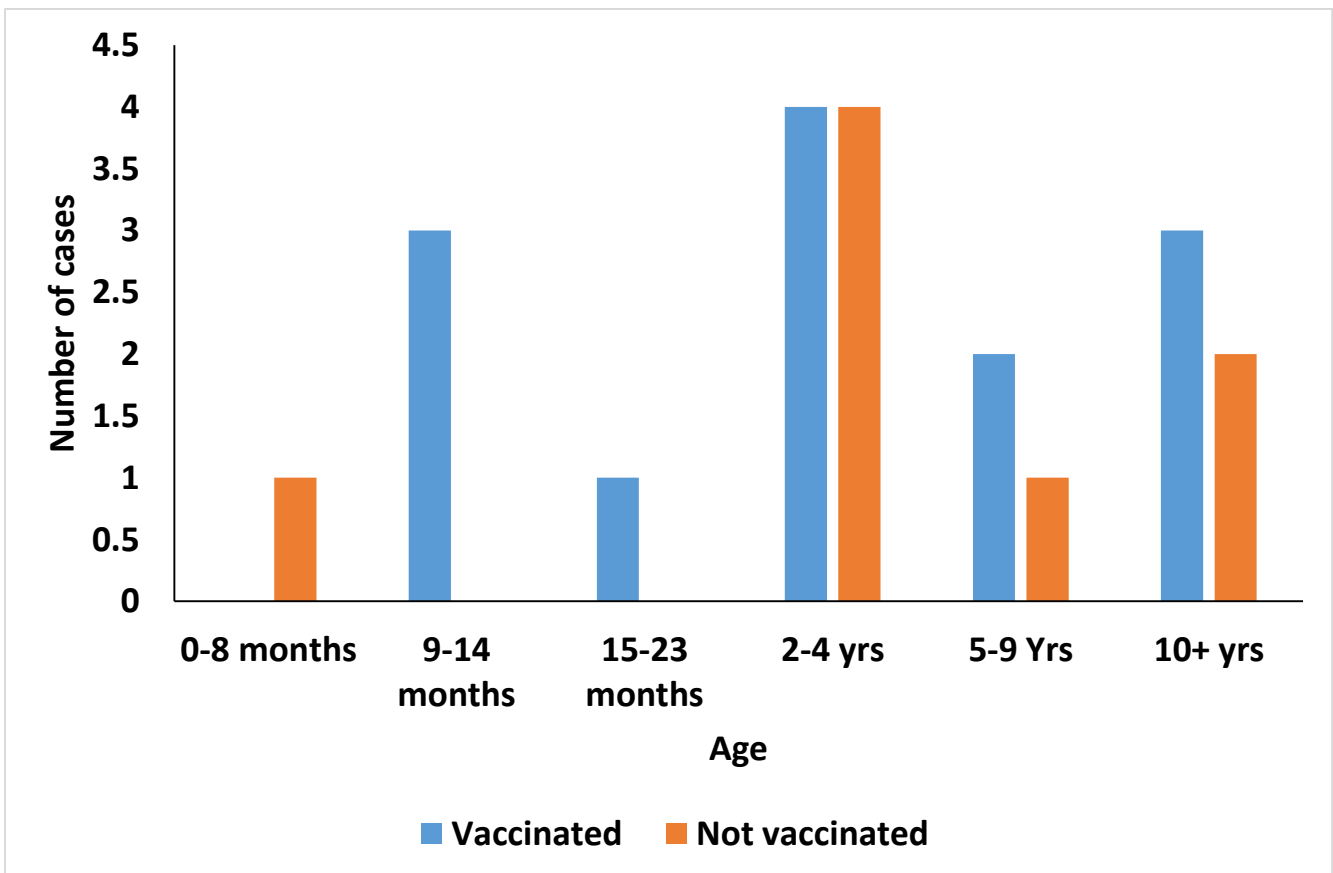


Figure 3: Vaccination Status of Suspected Measles Cases by Age Group, Liberia, Epi-Week 45, 2023

Table 4: Status of Confirmed Measles Cases by County, Liberia, December 13, 2021 – November 12, 2023

County	Total Cases	Active	Recovery	Deaths	# of Districts
Montserrado	5,368	5	5,294	69	3/7
Nimba	1,109	0	1,105	4	3/6
Grand Bassa	924	0	917	7	0/8
Margibi	803	0	802	1	0/4
Bong	578	0	575	3	0/9
Maryland	1093	3	1090	0	2/6
Lofa	284	0	284	0	0/6
Grand Kru	964	2	960	2	3/5
Grand Cape Mount	187	0	184	3	0/5
Bomi	147	0	142	5	0/4
Rivercess	84	0	83	1	0/6
Gbarpolu	46	0	46	0	0/5
Grand Gedeh	508	4	504	0	2/6
River Gee	79	0	79	0	0/6
Sinoe	231	0	231	0	0/10
Total	12,405	14	12, 296	95	13/98

Table 5: Cumulative Distribution of Measles Cases and Deaths, December 13, 2021- November 12, 2023

COUNTY	CUMULATIVE SUSPECTED CASES	CUMULATIVE CONFIRMED CASES	CLASSIFICATION OF CONFIRMED CASES			CLASSIFICATION OF CONFIRMED DEATHS			CUMULATIVE DEATHS	CFR (%)	# CONFIRMED CASES WEEK 43	# CONFIRMED CASES WEEK 44	% CHANGE	Outbreak Status
			Lab confirmed	Epi Linked	Clinically Compatible	Lab confirmed	Epi Linked	Clinically Compatible						
Montserrado	5, 451	5,368	145	1658	3, 565	3	61	5	69	1.3	5	5	-400	Ongoing
Nimba	1, 136	1109	37	187	885	0	1	3	4	0.4	3	0	-70	Ongoing
Margibi	827	803	34	136	633	0	0	1	1	0.1	0	0	-	Ended
Grand Bassa	962	924	40	212	672	1	0	6	7	0.9	0	0	-	Ended
Lofa	353	284	32	66	186	0	0	0	0	0	0	0	-	Ended
Bong	603	578	22	21	535	0	1	2	3	0.5	0	0	-	Ended
Maryland	1113	1093	24	308	761	0	0	0	0	0	11	3	22	Ongoing
Grand Gedeh	652	508	34	48	426	0	0	0	0	0	1	4	-88	Ongoing
Sinoe	284	231	36	84	111	0	0	0	0	0	0	0	-	Ended
Bomi	183	147	34	27	86	1	2	2	5	3	0	0	-	Ended
Grd Cape Mt	215	187	17	18	152	0	2	1	3	1.6	0	0	-	Ended
Grand Kru	993	964	22	106	836	0	0	2	2	0.2	0	2	-	Ongoing
Gbarpolu	67	46	4	2	40	0	0	0	0	0	0	0	-	Ended
Rivercess	112	84	23	54	7	0	1	0	1	1.1	0	0	-	Ended
River Gee	103	79	0	0	79	0	0	0	0	0	0	0	-	Ended
Total	13,054	12,405	504	2,927	8,974	5	68	22	95	7.8	20	14		

Public Health Response

I. Coordination

- ☞ IMS meetings are being held for coordination and mobilization of resources in response counties

II. Epidemiological Surveillance

- ☞ Active case search and contact tracing ongoing in Grand Kru County

III. Case management

- ☞ Case management ongoing in affected counties

IV. Immunization

- ☞ 70% of the cases reported were vaccinated
- ☞ Routine immunization ongoing in affected counties

V. Laboratory

- ☞ Five hundred seven (507) cases have been confirmed by the National Public Health Reference Laboratory from December 13, 2021 – November 12, 2023.

VI. Risk Communication and Community Engagement

- ☞ Community engagement health education ongoing

VII. Challenges

- ☞ Limited support for response in affected counties

Acute Flaccid Paralysis (AFP)

- ☞ Three (3) cases were reported from Montserrado (2) and Nimba (1) Counties
- ☞ Specimens were collected and pending testing
- ☞ Cumulatively, fifty-five (55) cases were reported
 - Thirty-six (36) tested negative
 - Fifteen (15) pending

Neonatal Tetanus

- ☞ Zero cases were reported
- ☞ Cumulatively, fifty (50) cases including 7 deaths reported

Influenza-Like Illnesses

Coronavirus Disease (COVID-19)

- ☞ Zero suspected cases reported
- ☞ Cumulatively, Ninety-five (95) cases have been reported

Influenza

- ☞ Twenty (20) suspected cases were reported from Montserrado County
- ☞ Specimens were collected and pending testing
- ☞ Cumulatively, one hundred fifty-four (154) suspected cases reported
 - Proportion cases with sample collected (149/154) 97%
 - Proportion of cases with sample tested (64/149) 43% and all negative

Viral Hemorrhagic Diseases

Lassa fever

- ☞ Three (3) suspected cases were reported from Nimba, Bong, and Montserrado Counties
- ☞ Specimens were collected and pending testing
- ☞ Cumulatively, two hundred seven (207) suspected cases reported
 - Proportion of suspected cases with sample collected (191/207) 92%
 - Proportion of suspected cases with sample tested (189/191) 99% (confirmed 58, negative 131)
 - Death in Confirmed cases 17 (CFR=29%)

Current Outbreak

Lassa fever disease

- ☞ No new confirmed case was reported
- ☞ Cumulatively, ninety-six (96) laboratory-confirmed cases including 27 deaths reported (CFR=28%)

Table 6: Summary of Lassa fever Outbreak, Liberia, January 6, 2022 – November 5, 2023

County	Outbreak Districts	Outbreak Start Date	Total suspected cases	Total confirmed cases	Deaths in HCWs	Total Deaths	CFR %	Total Contacts	# HCW contacts	Contacts_became cases	HCW became confirmed case	Contacts under follow up	Contacts completed	Days in countdown	Outbreak Status
Montserrado	Bushrod	13-Feb-23	15	2	0	1	50%	29	21	0	0	0	29	Completed	Over
	Central Monrovia	3-Mar-23	28	1	0	1	100%	28	27	0	0	0	28	Completed	Over
Bong	Suakoko	21-Apr-23	151	46	2	9	20%	473	191	6	18	76	334	Active	Ongoing
	Sanoyea	19-Sep-23	2	2	0	1	50%	36	18	0	0	6	31	Active	Ongoing
	Kokoya	3-Oct-23	1	1	0	0	0%	5	0	0	0	5	0	Active	Ongoing
	Jorquelleh	15-Oct-23	15	10	1	3	30%	115	73	3	3	8	107	Active	Ongoing
Grand Bassa	District 3A&B	9-Sep-22	86	32	0	9	28%	177	40	40	0	23	159	Active	Ongoing
	Buchanan	11-Aug-23	2	1	0	1	100%	4	2	0	0	4	0	Active	Ongoing
Nimba	Sanniquellie-Mah	6-Feb-23	39	2	0	0	0%	43	35	8	0	0	43	Completed	Over
	Tappita	13-Mar-23	12	1	0	1	100%	36	17	4	0	0	36	Completed	Over
	Bain-Garr	1-Jun-23	10	3	0	3	100%	61	25	0	0	0	31	Count down	Count down
Total			361	101	3	29	29%	1007	449	61	21	122	798		

Public Health Measures

- The National Public Health Institute of Liberia (NPHIL) and the Ministry of Health (MOH) are providing technical and logistical support to County Health Teams with support from partners.

I. Surveillance:

- Active case search and contact tracing ongoing in affected communities and districts
- Development and dissemination of weekly sit-reps by affected counties

II. Laboratory

- The National Public Health Reference Laboratory continues testing of Lassa fever samples
- A total of 96 Lassa fever cases have been confirmed since this outbreak

III. Case management and IPC

- Cases isolated and managed at designated facilities

IV. Environmental and Vector Control

- Ongoing clean-up campaigns and rodent control measures in Grand Bassa County

V. Risk Communication and Community Engagement

- Risk communication and community engagement ongoing in affected and surrounding communities
- Airing of jingles on Lassa fever prevention and control in Bong and Grand Bassa Counties

Yellow fever

- ☞ One (1) suspected case was reported from Grand Gedeh County
- ☞ Specimen was collected and pending testing
- ☞ Cumulatively one hundred two (102) suspected cases were reported
 - Three (3) samples (3/86) 3% not transported (Epi week 5 from Grand Gedeh, River Gee, and Grand Kru Counties)
 - Proportion of suspected cases with samples collected (86/102) 84%
 - The proportion of samples tested is (71/86) 83%
 - The proportion of samples pending testing is (12/86) 14%

Dengue Fever

- ☞ Zero cases were reported

Ebola Virus Disease

- ☞ Zero cases were reported

Diarrheal Diseases

Acute Bloody Diarrhea (Suspected Shigellosis)

- ☞ Five (5) cases were reported from Nimba (3), Sinoe (1), and Lofa (1) Counties
- ☞ Four (4) specimens were collected and pending testing
- ☞ Cumulatively, six hundred seventy-seven (677) cases reported
 - Two hundred sixty-four (264) specimens were collected
 - 155 tested negative
 - 26 specimens rejected by NPHRL
 - 83 not tested

Severe Acute Watery Diarrhea (Suspected Cholera)

- ☞ Seven (7) suspected cases were reported from Lofa (3), Maryland (3), and Bong (1) Counties
- ☞ Three (3) specimens were collected and pending testing
- ☞ Cumulatively, eight hundred thirty-seven (837) cases reported
 - Two hundred seventy-nine (279) specimens were collected
 - 116 tested negative
 - 12 specimens rejected by NPHRL
 - 709 not tested

Other Reportable Diseases

Animal bite (Human Exposure to Rabies)

- ☞ Seventy- six (66) animal bites were reported

Table 7: Distribution of Animal Bite Cases and PEP Administration per County, Liberia, Epi week 45, 2023

Counties	Cases	Person receiving PEP	PEP doses administered	Cumulative cases (Wk 1-45)	Cumulative PEP administered (Wk 1-45)
Bomi	1	0	0	63	33
Bong	3	2	2	195	85
Gbarpolu	0	0	0	31	1
Grand Bassa	2	0	0	252	28
Grand Cape Mount	2	2	2	68	40
Grand Gedeh	3	0	0	103	15
Grand Kru	2	0	0	246	15
Lofa	4	0	0	222	87
Margibi	5	2	2	189	77
Maryland	0	0	0	182	64
Montserrado	18	4	4	929	245
Nimba	18	1	1	552	153
Rivercess	7	2	2	115	59
River Gee	0	0	0	48	0
Sinoe	1	0	0	130	6
Total	66	13	13	3325	908

Public Health Actions

- ☞ Ongoing monitoring and follow-up of cases

Meningitis

- ☞ Zero suspected cases reported
- ☞ Cumulatively, thirty-three (33) suspected cases reported
 - Proportion of suspected cases with samples collected (27/33) 82%
 - Proportion of sample tested (22/27) 81%
 - 17 negative and 4 positive (Streptococcal-3 & Hemophilus Influenza)

Mpox

- ☞ Four (4) suspected cases reported from Grand Kru, River Gee, Montserrado, and Maryland Counties
- ☞ Specimens were collected: 1 tested negative and 3 pending
- ☞ Cumulatively, one hundred thirty-eight (138) suspected cases reported
 - Fourteen (14) confirmed

Unexplained cluster of deaths

- ☞ Zero cases reported

Events of Public Health Importance

Maternal Mortality

- ☞ Two (2) deaths were reported from Margibi and Bomi Counties
- ☞ Reported causes: PPH and one not provided
- ☞ Reporting Site:
 - Health Facility (2/2) 100%
- ☞ Cumulatively, two hundred seventy-two (272) deaths reported
 - Proportion of death reviewed (70/272) 26%
 - Proportion of community death (31/70) 44%

Neonatal Mortality

- ☞ Twelve (12) deaths were reported from Montserrado (8), Lofa (2), Grand Kru (1), and Nimba (1) Counties
- ☞ Reported causes: Birth asphyxia (7), Neonatal sepsis (3), and Preterm (2)
- ☞ Reporting site:
 - Health facility: (11/12) 92%
 - Community: (1/12) 8%
- ☞ Cumulatively, six hundred ninety (690) deaths reported

Adverse Events Following Immunization (AEFI)/Adverse Drug Reaction (ADR)

- ☞ Forty-seven (47) cases were reported: Montserrado (21), Sinoe (9), Bomi (4), Grand Gedeh (4), Maryland (3), River Gee (2), Lofa (2), Rivercess (1), and Grand Bassa (1) Counties
- ☞ All reported cases were classified as non-serious
- ☞ Related vaccine:
 - Penta (28/47) 60%
 - COVID-19 (8/47) 17%
 - Others (11/47) 23%
- ☞ Cumulatively, nine hundred eleven (911) events were reported and COVID-19 accounted for (235/911) 26%

Neglected Tropical Diseases

YAWS

- ☞ Zero cases were reported
- ☞ Cumulatively, two hundred fifty-six (256) cases have been reported

Buruli Ulcer

- ☞ Zero cases were reported

☞ Cumulatively, one hundred seventy-one (171) cases have been reported

Border Surveillance Update

A total of 4,514 travelers were recorded for the week with incoming travelers accounting for 50% (2,265/4,514)

Table 8: Border activity at the PoE for incoming and outgoing travelers, Liberia, Epi week 45, 2023

Type of Ports	Point of Entry	Weekly total	Arrival	Departure	Total travelers with YB	Yellow Book Damage	Card Replaced	Travelers Vaccinated against YF & Issued book	Alerts detected/ Verified	COVID-19 Reactive	Evidence of COVID-19 vaccination card/certificate
Airport	James S. Paynes	163	70	93	10	0	0	0	0	0	15
	Robert Int'l Airport	3033	1597	1436	2998	23	0	7	0	0	3008
Seaport	Freeport of Monrovia	240	120	120	240	0	0	0	0	0	240
	Buchanan Port	120	60	60	120	0	0	0	0	0	120
Land Crossing	Bo Water Side	550	296	254	536	10	0	4	0	0	204
	Ganta	94	30	64	45	0	0	0	0	0	49
	Yekepa	222	46	176	21	0	0	0	0	0	33
	Loguatu	92	46	46	78	0	0	0	0	0	20
Total		4,514	2,265	2,249	4,048	33	0	11	0	0	3,689

Note: Yellow book issue for both arrival and departure; Vaccination coverage for both arrival and departure

Public Health Measures

National level

- ☞ Continue to distribute surveillance weekly ledgers and triplicate Lab alert and submission forms to the counties
- ☞ Providing remote technical and operational support to counties
- ☞ Produced and disseminated situation reports (Lassa fever, Measles, and Mpox outbreaks)

County-level

☞ Surveillance

- Publication of situational reports
- Active case search ongoing in affected and surrounding communities

☞ Case Management

- Administration of PEP
- Management of measles and Lassa fever cases ongoing in affected counties

Appendix

Summary of Immediately Reportable Diseases, Conditions, and Events by County

		Boni	Bong	Gbarpolu	Grand Bassa	Grand Cape Mount	Grand Gedeh	Grand Kru	Lofa	Margibi	Maryland	Montserrado	Nimba	Rivercess	River Gee	Sinoe	Total Weekly	Cumulative Reported	Cumulative Lab-confirmed		
No. of Expected Health District		4	9	5	8	5	6	5	6	4	6	7	11	6	6	10	98				
No. of Health District Reported		4	9	5	8	5	6	5	6	4	6	7	11	6	6	10	98				
Vaccine Preventable Diseases	Acute Flaccid Paralysis (Suspected Polio)	A	0	0	0	0	0	0	0	0	0	2	1	0	0	0	0	3	55	0	
		D	0	0	0	0	0	0	0	0	0	0	0	0	0	0	0	0	0	0	0
	Measles	A	0	0	0	0	1	5	2	0	0	5	5	0	0	0	0	3	21	4,664	37
		D	0	0	0	0	0	0	0	0	0	0	0	0	0	0	0	0	0	8	2
	Neonatal Tetanus	A	0	0	0	0	0	0	0	0	0	0	0	0	0	0	0	0	0	50	0
		D	0	0	0	0	0	0	0	0	0	0	0	0	0	0	0	0	0	6	0
	Yellow fever	A	0	0	0	0	0	1	0	0	0	0	0	0	0	0	0	1	102	0	
		D	0	0	0	0	0	0	0	0	0	0	0	0	0	0	0	0	0	0	0
Viral Hemorrhagic Like	Dengue fever	A	0	0	0	0	0	0	0	0	0	0	0	0	0	0	0	0	2	0	
		D	0	0	0	0	0	0	0	0	0	0	0	0	0	0	0	0	0	0	
	Ebola Virus Disease	A	0	0	0	0	0	0	0	0	0	0	0	0	0	0	0	0	0	0	
		D	0	0	0	0	0	0	0	0	0	0	0	0	0	0	0	0	0	0	
	Lassa fever	A	0	1	0	0	0	0	0	0	0	0	1	1	0	0	0	3	173	41	
		D	0	0	0	0	0	0	0	0	0	0	0	0	0	0	0	0	34	17	
Influenza-Like	COVID-19	A	0	0	0	0	0	0	0	0	0	0	0	0	0	0	0	0	11	0	
		D	0	0	0	0	0	0	0	0	0	0	0	0	0	0	0	0	0	0	
	Influenza Like Illnesses	A	0	0	0	0	0	0	0	0	0	20	0	0	0	0	0	20	154	0	
		D	0	0	0	0	0	0	0	0	0	0	0	0	0	0	0	0	0	0	
Diarrheal Disease	Acute Bloody Diarrhoea (Shigellosis)	A	0	0	0	0	0	0	1	0	0	0	3	0	0	1	5	677	0		
		D	0	0	0	0	0	0	0	0	0	0	0	0	0	0	0	0	0		
	Severe Acute Watery Diarrhoea (Cholera)	A	0	1	0	0	0	0	3	0	3	0	0	0	0	0	0	7	837	0	
		D	0	0	0	0	0	0	0	0	0	0	0	0	0	0	0	0	0	0	
Events of Public Health Interest	Maternal Mortality	D	1	0	0	0	0	0	0	1	0	0	0	0	0	0	2	272			
	Neonatal Mortality	D	0	0	0	0	0	1	2	0	0	8	1	0	0	0	12	678			
	AEFI	A	4	0	0	1	0	4	0	2	0	3	21	0	1	2	9	47	911	0	
		D	0	0	0	0	0	0	0	0	0	0	0	0	0	0	0	0	0	0	
	Unexplained Cluster of Health Events/Disease	D	0	0	0	0	0	0	0	0	0	0	0	0	0	0	0	0	0	0	
Other Reportable Diseases	Mpox	A	0	0	0	0	0	1	0	1	1	0	0	0	1	0	4	138	14		
		D	0	0	0	0	0	0	0	0	0	0	0	0	0	0	0	0	0	0	
	Tuberculosis	A	0	0	0	0	0	0	0	0	0	0	0	0	0	0	0	0	0	0	
		D	0	0	0	0	0	0	0	0	0	0	0	0	0	0	0	0	0	0	
	Human Exposure to Rabies (Suspected Human)	A	1	3	0	2	2	3	2	4	5	0	18	18	7	0	1	66	3,325	0	
		D	0	0	0	0	0	0	0	0	0	0	0	0	0	0	0	0	0	0	
	Meningitis	A	0	0	0	0	0	0	0	0	0	0	0	0	0	0	0	0	32	0	
		D	0	0	0	0	0	0	0	0	0	0	0	0	0	0	0	0	0	0	
Unexplained Cluster of deaths	A	0	0	0	0	0	0	0	0	0	0	0	0	0	0	0	0	0	0		
	D	0	0	0	0	0	0	0	0	0	0	0	0	0	0	0	0	1	0		
Neglected Tropical Diseases	Buruli Ulcer	A	0	0	0	0	0	0	0	0	0	0	0	0	0	0	0	0	119	0	
		D	0	0	0	0	0	0	0	0	0	0	0	0	0	0	0	0	0	0	
	Yaws	A	0	0	0	0	0	0	0	0	0	0	0	0	0	0	0	0	241	4	
		D	0	0	0	0	0	0	0	0	0	0	0	0	0	0	0	0	0	0	
TOTAL		6	5	0	3	0	13	0	12	0	32	0	24	0	3	14	191	12490	76		

D = Dead **A** = Alive

Notes

- ☞ **Completeness** refers to the proportion of expected weekly IDSR reports received (target: $\geq 80\%$)
- ☞ **Timeliness** refers to the proportion of expected weekly IDSR reports received by the next level on time (target: $\geq 80\%$). The time requirement for weekly IDSR reports:
 - Health facility - required on or before 5:00 pm every Saturday to the district level
 - Health district - required on or before 5:00 pm every Sunday to the county level
 - County - required on or before 5:00 pm every Monday to the national level
- ☞ **Non-polio AFP rate** is the proportion of non-polio AFP cases per 100,000 among the estimated population under 15 years of age in 2017 (annual target: $\geq 2/100,000$)
- ☞ **Non-measles febrile rash illness rate** refers to the proportion of Negative measles cases per 100,000 population
- ☞ **Annualized maternal mortality rate** refers to the maternal mortality rate of a given period of less than one year and it is the number of maternal deaths per 100,000 live births
- ☞ **Annualized neonatal mortality rate** refers to the neonatal mortality ratio of a given period of less than one year and it is the number of neonatal deaths per 1,000 live births
- ☞ **Epi-linked** refers to any suspected case that has not had a specimen taken for serologic confirmation but is linked to a laboratory-confirmed case
- ☞ **Confirmed case** refers to a case whose specimen has been tested positive or reactive upon laboratory testing, or has been classified as confirmed by either epidemiologic linkage with a confirmed case or clinical compatibility with the disease or condition

Epidemiological bulletin published with support from WHO and CDC

For comments or questions, please contact

Ralph W. Jetoh, MD, MPH

Director

Infectious Disease and Epidemiology Division

National Public Health Institute of Liberia

Republic of Liberia

Email: ralphica2000@gmail.com

Phone: +231 886526388/777372655

Website: www.nphil.gov.lr

National Public Health Institute of Liberia (NPHIL)

MISSION

To prevent and control public health threats by promoting healthy outcomes and serving as a source of knowledge

VISION

A center of excellence to create health outcomes for Liberians through a strong preventive health system and expertise

EDITORIAL TEAM

DIDE / NPHIL

A. N. Miannah

T. O. Yeabah

J. S. Kokro

E. Dwalu

A.B. Corvah

G. B. Williams

S. K. Zayzay

L. W. Colee

M. Tegli

T. L. Hall

S. L. Flomo

M. S. Quiah

J. O. Abel

P. J. Thomas

H. M. Sherman

M.D. Vaye

N. K. Dovillie

A. Coker

S. Nuwolo

Ministry of Health

WHO Liberia Office

US CDC Liberia Office

AFENET – Liberia Office

Data sources

Data and information is provided by the fifteen County Surveillance Officers and National Public Health Reference Laboratory via regular weekly reports, telephone calls and email exchanges. Situations are evolving and dynamic therefore numbers stated are subject to change.